



Buckeye Beauty

This makes a 12" block and is a circa 1929 pattern!

Please abide by the [Terms and Conditions of use!](#) :o)



Each block needs six different calicoes and two different cream/tans!

** Preparing the Pieces and Sewing the Block **



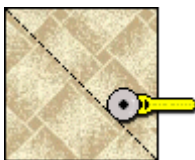
Each block will need four different 3-1/2" squares...




From two also different 6-7/8" squares cut half square triangles. You will need one of each color per block...



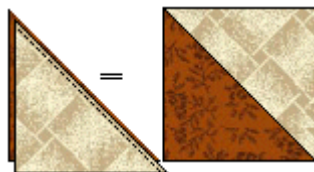
Mark and cut the Color 6 3-1/2" x 14" strip into four 3-1/2" squares...



Cut the Color 8 6-7/8" square in half once on the diagonal to make two half square triangles...



Sew the Color 7 and calico 3-1/2" squares together into four patches, using a scant 1/4" seam. Press all seams to darker sides. Trim this unit to measure 6-1/2" if needed. Make two units like this...(The other will have other calicos)




Sew the Color 8 and calico half square triangles together to make half squares, again using a scant 1/4" seam, and pressing to the dark side. Trim this unit to measure 6-1/2" if needed. Make two units like this...(The other will have another calico)

...

...on to [Page 2!](#)

©March 10 2003 Marcia
Hohn
Traditional Block

 mh paper

<http://www.quilterscache.com>

Buckeye Beauty - Page 2



Now lay out the four units as shown at left. Sew two horizontal rows, pressing the row seams in alternating directions. Join the rows to make the Buckeye Beauty!



This quilt is four blocks by five, done in what I call a "Controlled Scrappy" palette. REAL Scrappy would be fine too! (When you would use any and all fabrics regardless of theme, etc) These are all Thimbleberries prints...so the "feel" of the fabrics is much the same :o)

Happy Quilting Folks!

Marcia :o)

Here's one that Tessa made! Ruthie's!
Vicky's!

Kira's! Katie's A + B Kristina's!
ACQG's Vicki's!

Florence's! Jeanne's! Suzanne G's!


** Supplies List **

	<u>Color 1 needs:</u> one 3-1/2" sq.		<u>Color 5 needs:</u> one 6-7/8" sq.
	<u>Color 2 needs:</u> one 3-1/2" sq.		<u>Color 6 needs:</u> one 6-7/8" sq.
	<u>Color 3 needs:</u> one 3-1/2" sq.		<u>Color 7 needs:</u> one 3-1/2" x 14" strip
	<u>Color 4 needs:</u> one 3-1/2" sq.		<u>Color 8 needs:</u> one 6-7/8" sq

To the Patterns or The Quilter's Cache

©March 10 2003 Marcia Hohn

Traditional Block

 mh paper

<http://www.quilterscache.com>

Page 1